

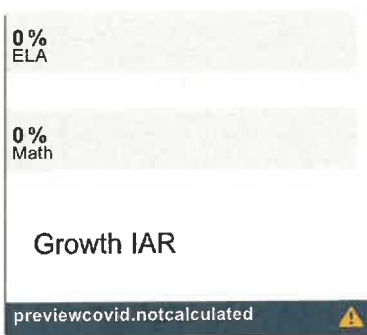
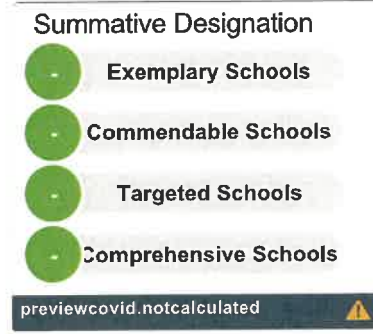
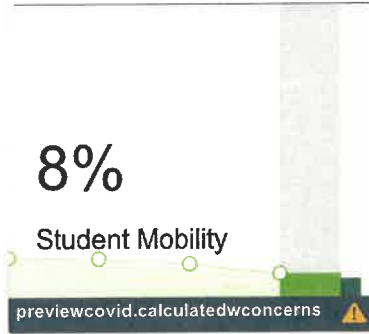
District Snapshot

■ District ■ State

1



Schools



FY21 School Finances

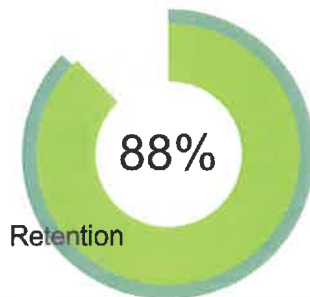
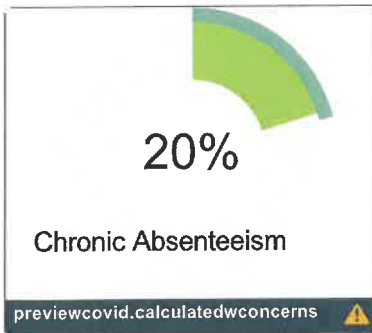
\$16k District Avg Spending Per Student

Total District Expenditures:
\$6,872,425

FY21 Evidence-Based Funding

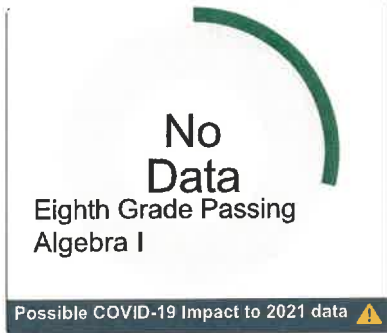
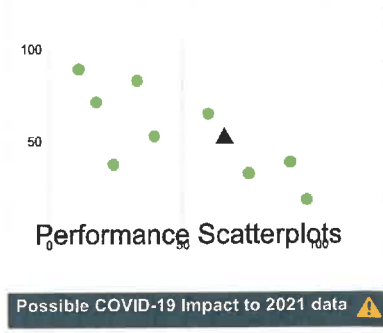
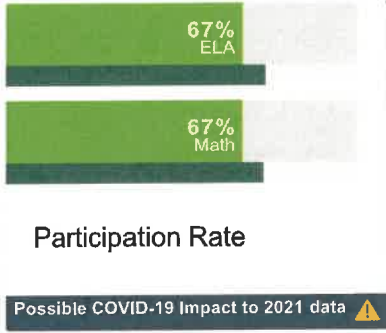
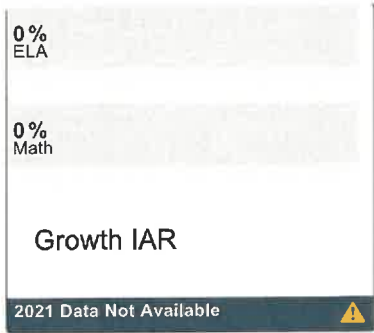
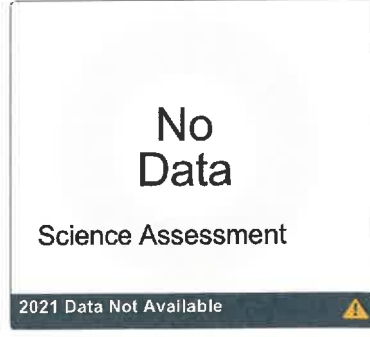
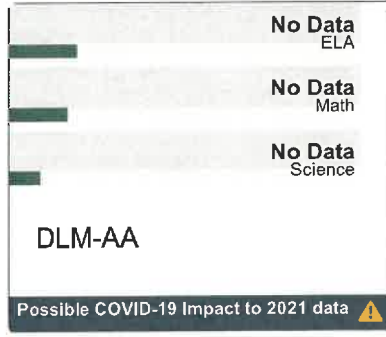
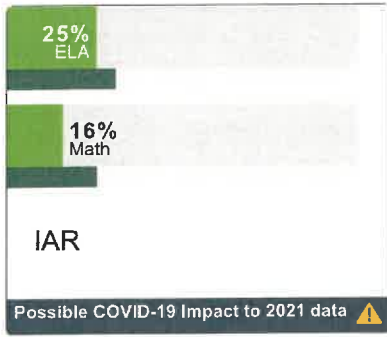


This district is at 68% of adequacy



Academic Progress

■ District ■ State



WILLOW SPRINGS SD 108

District Environment

District State

School Climate Survey

Five Essentials

All district schools, including alternative schools that fall under the district's domain, are required to participate in a survey of learning conditions annually.

Possible COVID-19 Impact to 2021 data

No Data Measured

No Data Ready in all 3 areas

Early Learning

2021 Data Not Available

FY21 School Finances

\$16k District Avg Spending Per Student

Total District Expenditures: \$6,872,425

FY21 Evidence-Based Funding

\$5.6M Adequacy Target
\$3.8M EBF Final Resources

This district is at 68% of adequacy

\$7.1M

District Finances

32

Average Class Size

178

Total School Days

Possible COVID-19 Impact to 2021 data

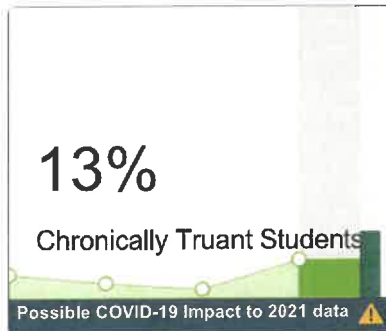
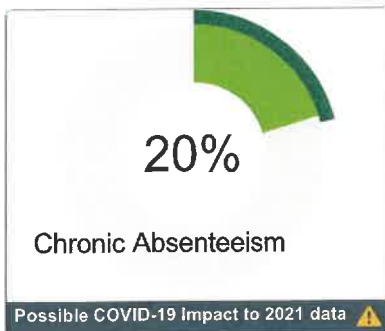
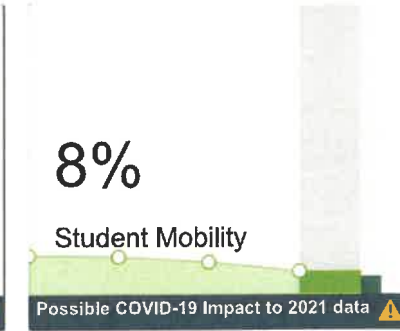
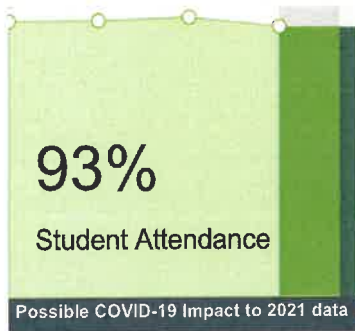

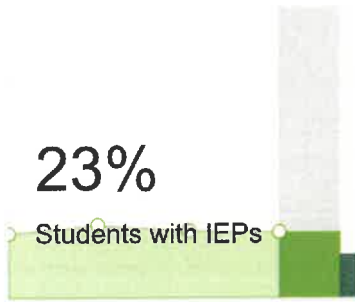
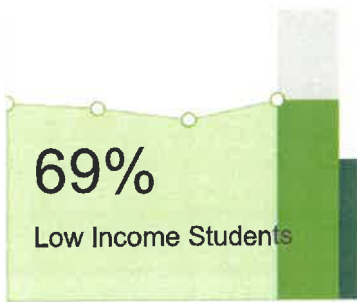
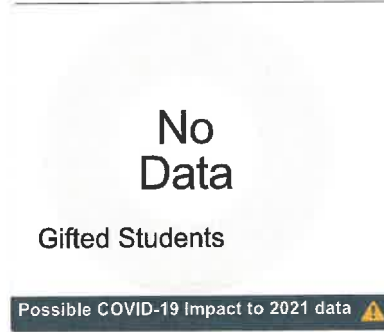
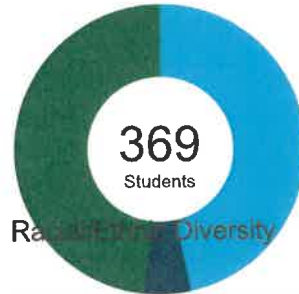
2 / 5 days PE per week

Health and Wellness

Possible COVID-19 Impact to 2021 data

Students

■ District ■ State



WILLOW SPRINGS SD 108

Teachers

■ District ■ State

