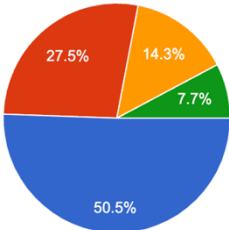


# SWOT

## PARTICIPANTS N= 91

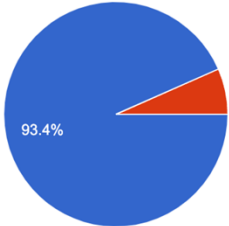


- Student (Junior High)
- Staff Member (District Employee)
- Parent with children attending Willow School this year
- Community Member (no children currently attending Willow School)

**JUNIOR HIGH STUDENTS. 50.5%**  
**STAFF MEMBERS. 27.5%**  
**PARENT. 14.3%**  
**COMMUNITY MEMBER. 7.7%**

1. Can you support?
2. What can't you support?
3. What is missing?

## STRENGTHS

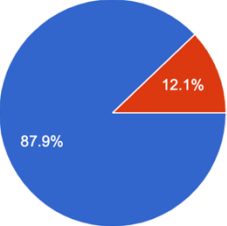
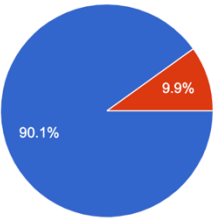
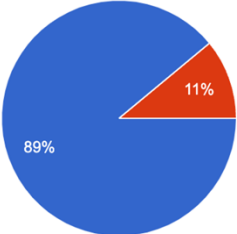


- Yes
- No

**Student safety**  
**Supportive environment**  
**Small class size**

**None**

## WEAKNESSES

 <p>87.9% 12.1%</p> <p>● Yes ● No</p>	<p><b>Technology</b> <b>Involved Families</b> <b>Special Education services</b></p>	<p><b>Overall morale</b> <b>Reading time</b> <b>School Lunches</b> <b>Teacher Performance</b> <b>Technology</b></p>
<b>OPPORTUNITIES</b>		
 <p>90.1% 9.9%</p> <p>● Yes ● No</p>	<p><b>Incentives</b> <b>Testing that doesn't matter</b></p>	<p><b>Updated Chromebooks</b> <b>Better lunches</b> <b>Professional Development</b> <b>Involved Parents</b></p>
<b>THREATS</b>		
 <p>89% 11%</p> <p>● ●</p>	<p><b>None</b></p>	<p><b>Poor Attitudes from Leaders and Staff</b></p>